

## **Laundry Sorting and Folding – Revised 8/11/2025**

Laundry sorting and folding, an *individual event*\*, allows the participant to demonstrate the ability to sort and fold towels in a specific amount of time.

### **ELIGIBILITY**

1. A chapter may submit three secondary and three post-secondary entries in this event.
2. Open to active SkillsUSA members enrolled in career and technical programs with entry-level job skills as the occupational objective. A letter from the appropriate school official on school letterhead stating that the contestant is classified under the provisions of Public Law 105-17, Individuals with Disabilities Education Act, 1997 is required for participation. State/school associations having restrictions on the release of this information may submit a letter on school letterhead of eligibility which simply states: ‘I certify that (student name) meets the eligibility requirements for the SkillsUSA Championships Laundry Sorting and Folding contest. Signed (school official).’ The eligibility letter is to be presented to the contest chair at the contest orientation meeting.
3. Each participant must submit a personal resume during sign-in.

### **CRITERIA FOR EVALUATION**

Participants will be evaluated on their ability to:

- Remove all items from basket
- Remove basket from the work station
- Separate bath towels, hand towels and wash clothes as they are removed from the basket
- Fold towels and wash clothes neatly with corners matching and few or no wrinkles
- Stack folded towels and wash clothes together, largest items on the bottom
- Complete tasks in allowed time
- Signal timekeeper when finished

## PROCEDURES AND TIME REQUIREMENTS

1. Participants must attend the event orientation session where they will:
  - Receive a nametag and contestant number
  - Be given an overview of the event and the participant's responsibilities
2. Participants will remain in the holding area until the assigned time.
3. The following equipment/supplies will be furnished:
  - Table or other folding surface
  - Laundry basket
  - Articles in the basket (will include two bath towels, two hand towels and two wash clothes)
4. Each participant will have *10 minutes* to:
  - Remove all items from basket
  - Remove basket from the work station
  - Separate bath towels, hand towels and wash clothes as they are removed from the basket
  - Fold towels and wash clothes (see examples on next page)
  - Stack folded towels and wash clothes neatly
  - Place largest items at bottom of stack
  - Leave stack on table (see example on next page)
5. The maximum time allowed will be 10 minutes.
6. Times will be used as a tiebreaker.
7. Participants will be stopped at the end of 10 minutes.
8. All judges' decisions are final.


*\*Students who communicate through an interpreter may use their interpreter during the skills demonstration. Students who require reading assistance may request to have any written tests read to them.*

# Laundry Sorting and Folding Information Sheet


## Bath Towels



Lay the towel face down on the table (the tag should be facing up). Fold the towel in half lengthwise as pictured above. Note the location of the tag.



Be sure to line up the corners.



Fold the towel in half crosswise.



Make sure your corners match.

## Laundry Sorting and Folding Information Sheet Cont.



Fold the towel in half crosswise one more time.




Your folded bath towel should look like this.

### Hand Towels



Lay the towel face down on the table (the tag should be facing up).




Fold the towel in half lengthwise as pictured above. Be sure to line up the corners.

## Laundry Sorting and Folding Information Sheet Cont.

### Hand Towels Cont.



Fold the towel in half crosswise. Make sure your corners match.



Fold the towel in half crosswise one more time.



Your folded hand towel should look like this.

## Laundry Sorting and Folding Information Sheet Cont.

### Wash Cloths



Lay the wash cloth face down on the table (the tag should be facing up).



Fold the wash cloth in half lengthwise as pictured above. Be sure to line up the corners.



Fold the wash cloth in half crosswise. Make sure your corners match.




Your folded wash cloth should look like this.





## Laundry Sorting and Folding Information Sheet Cont.

### Correct Stacking





Participant Number: \_\_\_\_\_

## SkillsUSA Laundry Sorting & Towel Folding Rubric

**Task:** Remove all items from basket, sort by type, fold towels and washcloths to specified standard, and stack neatly within **10 minutes**.

---

### Scoring Guide

Category	4- Mastery	3-Proficient	2-Developing	1-Needs Improvement	Points-comments
<b>1. Procedure Adherence</b> (Follow step-by-step instructions exactly)	Completes all steps in correct order without prompts; removes basket from workstation, sorts by type as items are removed, folds and stacks exactly as specified; signals timekeeper promptly	Completes most steps in correct order; minor sequence variation but no impact on outcome	Some steps missed or completed out of order; causes minor confusion or delays	Major steps skipped or incorrect order; process incomplete or incorrect	
<b>2. Sorting Accuracy</b> (Separate into bath towels, hand towels, washcloths)	All 6 items (2 of each type) correctly sorted without hesitation	1 item mis-sorted	2 items mis-sorted	3+ items mis-sorted or fails to sort by type	
<b>3. Folding Technique</b> (Face down,	All folds correct, corners	1 minor folding error (slight corner	2–3 folding errors or	4+ folding errors; folds	

tag up, fold lengthwise, then crosswise,	aligned, smooth appearance; folds consistent across all items	misalignment or fold direction error)	inconsistent fold style	sloppy or incorrect	
<b>4. Stacking &amp; Alignment</b> (Stack matching folded sides to corners, uniform presentation)	All stacks neat, aligned, folded sides facing same direction, consistent height	1 minor alignment issue	2–3 items out of alignment	Stacks messy, inconsistent alignment, items falling over	
<b>5. Appearance</b> (Overall look of finished product)	Towels and washcloths appear crisp, clean, evenly folded; stacks look professional and ready for use	Mostly neat and uniform; minor imperfections in stack appearance	Some uneven folding, wrinkling, or misalignment visible	Poor presentation; folds sloppy, stacks messy or falling over	
<b>Time Management</b> (All work must be completed within 10 minutes)	Completes all tasks quickly and efficiently, finishing with 1–2 minutes to spare; work is calm, steady, and organized	Completes all tasks right at or just under the time limit with good pacing; minimal rushing	Completes all tasks within the time limit but pace is inconsistent and requires rushing near the end	Does not complete all required tasks within 10 minutes OR leaves tasks incomplete	
<b>Resume</b> (Preparedness & Professional Standards)	Professional resume presented on time; free of errors; clearly outlines skills,	Resume presented; minor formatting or grammar errors	Resume incomplete or contains multiple errors	No resume presented OR resume not relevant to task	

	training, and experience				
<b>Responses to Judges</b> (Communication Skills & Knowledge)	Answers all questions confidently, with clear, professional language; demonstrates full understanding of procedures and workplace expectation	Answers most questions clearly; minor hesitation or incomplete details	Answers some questions but lacks clarity or detail	Unable to answer questions or provides incorrect/unprofessional responses	
<b>Total</b>					

Judge's initials: \_\_\_\_\_

Contest Chairperson's initials: \_\_\_\_\_

Judge's comments:

